

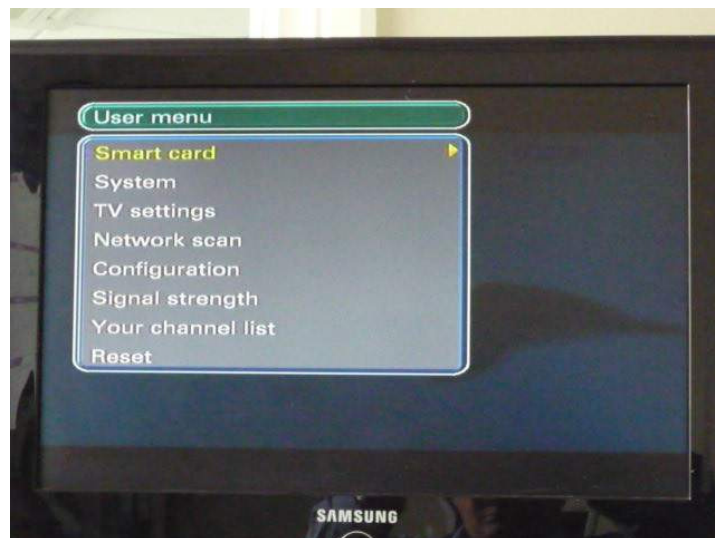
BFBS PACE Receiver – Software Check

IMPORTANT - Before the Satellite Dish is Re-Aligned.....

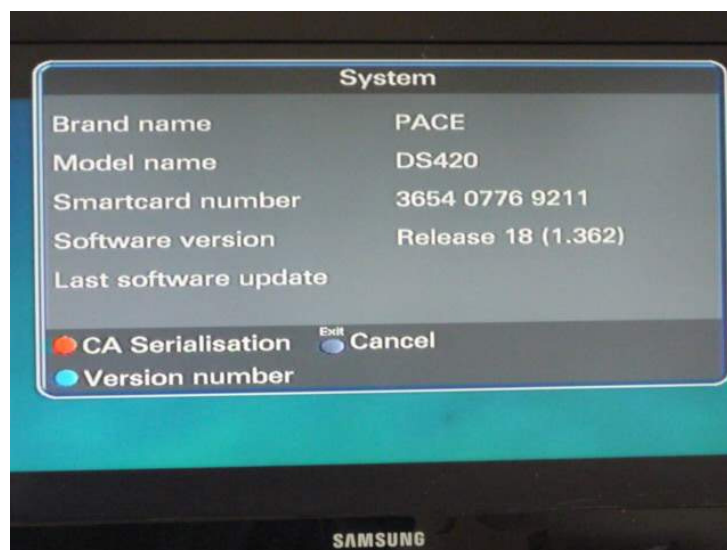
...it is extremely important that you check that your BFBS Pace Receiver has received its software update before any work is done to re-align your satellite dish from the present Eutelsat W3A to the new Eutelsat W2A

to check, carry out the following,

1. Press Menu, press the Down Arrow to highlight System, and press OK



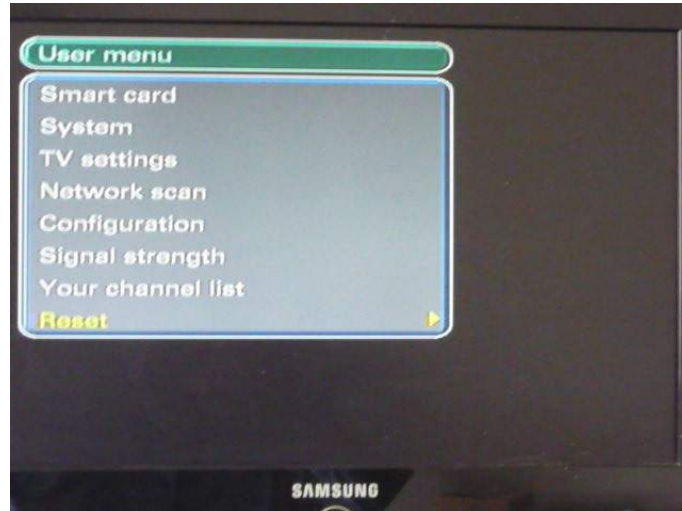
2. The following screen shall be displayed. Please check the Software Version



3. If you have **Release 18** then you can proceed and have the satellite dish re-aligned. Press Exit twice to return to the main TV screen

If you **do not** have Release 18 then you need to carry out the following procedure **before** the dish is re-aligned to W2A

4. Press Menu, then the Down Arrow until you have highlighted Reset, Press OK



The following screen will be displayed



5. Press the Red button halfway down the remote control, wait a couple of seconds and the satellite receiver will reset itself and this will initiate a software upgrade. During this procedure the screen will go blank for a couple of seconds
6. When the satellite receiver is working again check that the Software version is Release 18, by following steps 1 and 2